

GATEWAY & FRONTIER DISTRICTS

KLONDIKE WINTER GAMES

SILVER AND GOLD

(25TH Year at Golden Gate Canyon State Park)

FEBRUARY 3-5, 2017

**FOR ALL BOY, VENTURES, VARSITY
WEBELOS AND ARROW OF LIGHT
SCOUTS**

Chairperson – Michael McCarthy (303) 549-2172 mccarthy_mf@hotmail.com

District Activities Chairperson - John Beattie (303) 422-7079 jvbeatt@q.com

Table of Contents

INTRODUCTION.....	3
LOCATION: Reverends Ridge	3
REGISTRATION AND FEES	3
CHECK-IN UPON ARRIVAL (Cabin #1);	4
PARKING AND UNLOADING.....	4
CAMP SET UP AND TAKE DOWN.....	4
FIRES AND WATER	5
FIRST AID (Yurt #1).....	5
WEBELOS IN CAMP.....	5
SCHEDULE	5
PRIZES.....	5
LATRINES.....	5
TRASH.....	5
PARTICIPATION RIBBONS AND PATCHES	5
ALL PARTICIPANTS MUST HAVE PROPER FOOT PROTECTION-	6
LOST AND FOUND.....	6
GATEWAY SOUP POT/LUNCH	6
NO MOBILE HOMES OR CAMPING TRAILERS.	6
WE ARE GUESTS OF THE STATE PARK;.....	6
WEBELOS CAMPING AND CROSSOVERS.	6
SPECIAL NOTE (additional communications):	6
WEATHER AND ROAD CONDITONS.....	6
MAKE ADDITIONAL COPIES.....	6
GATEWAY FOOD DRIVE.....	6
PARADE OF SLEDS.....	7
BOY SCOUT SECTION.....	7
PROGRAM ACTIVITIES - BOY SCOUTS	7
CAMP INSPECTION	7
BOY SCOUT EQUIPMENT LIST	7
SLED RULES	7
EVENTS.....	7
WEBELOS SECTION	8
Webelos' events	8
SLED RULES	8
EQUIPMENT CHECKLIST	8
EVENTS.....	9

The 10 Essentials for Camping:.....	9
JUDGING GUIDELINES	9
DEPARTURE.....	9
VENTURE SCOUT SECTION	9
Venture Activities.....	9
WINTER CAMPING EQUIPMENT GUIDELINES	10
TROOP CAMPSITE INSPECTION	11
GATEWAY DISTRICT 2017 KLONDIKE SCHEDULE.....	12
PARKING PASS.....	14
ROSTER 2017 GATEWAY – FRONTIER KLONDIKE.....	15
CAMPGROUND MAP	16
GATEWAY – FRONTIER DISTRICT REGISTRATION 2017 KLONDIKE.....	17

INTRODUCTION

The Klondike Winter Games (Derby) is a special event in our district each year. Scout units will camp out over The weekend, Friday-Sunday, and Webelos will arrive early Saturday morning and spend the day.

Please note that unlike our recent Camporee, this activity is only for Webelos, no other Cub Scouts.

Troops also have the option of coming just for Saturday if they desire. During the day, Patrols/Dens will participate in events, some old and some new. The events have been designed to test Scouting skills, mentally and physically. All the events will be timed unless otherwise noted.

There also will be special hats for the Boy Scout Patrol, winning the “King of the Klondike” award.

Interested Webelos 1 or 2 attend Saturday as qualification for their [Arrow of Light award](http://meritbadge.org/wiki/index.php/Arrow_of_Light_Award) must attend at least one event with Boy Scouts. Information can be found at [http://meritbadge.org/wiki/index.php/Arrow of Light Award](http://meritbadge.org/wiki/index.php/Arrow_of_Light_Award)

Webelos 1 & 2’s can also work on the [Denver Area Council Akela Award](http://www.denverboyscouts.org/document/akela-award/26005) by attending more than one event along with other requirements. Information can be found at <http://www.denverboyscouts.org/document/akela-award/26005>

LOCATION: Reverends Ridge

The address for the campground is: 313 Reverends Ridge Rd, Golden, CO 80403

Map link:

<http://mapq.st/2fdzX5S>

The Klondike Games will be held at Reverends Ridge Campground (off of Hwy 119), Golden Gate Canyon State Park (west side), northwest of Golden. See enclosed map-make copies for your drivers.

DO NOT go to the park headquarters.

GPS coordinates are: **N 39.87113** **W 105.44647**

REGISTRATION AND FEES

<http://www.denverboyscouts.org/activities/district-klondike/22850>

There will be pre-registration at the December and January Roundtables and at the Scout office, or can be done on-line, which is preferred. The registration fee will be \$15.00 for those camping. Webelos and Webelos parents will only attend Saturday, so the cost will be \$13.00 each. Scouts/parents who only participate on Saturday and are not camping, the cost will be \$13.00 each as well. All who attend must pay the registration fee. On the day of the event the cost will be \$20.00 per participant, if the unit has not previously registered. Registration fees are non-refundable but transferable. Once registered, additional participants fees will be the same as those previously registered.

For Scout units who will be camping, campsite selection will be done at December and January Roundtables, during registration—first come—first served. Those units who volunteer to staff an event station will have first choice of campsites when attending staff meetings.

If you register on-line, then bring your receipt to roundtable and you too will be able to select your campsite. Otherwise contact John Beattie to select a campsite. You **MUST** select a campsite before arriving at the Klondike.

By selecting your campsite ahead of time, everyone in your unit should know where to go to set up camp. EVERY person attending the Klondike must have a completed medical form. See enclosed form. Forms used for previous District/Council events are also acceptable. Be sure they are still up to date.

To obtain the most current version of the medical form, Parts A&B go to this link:

<http://www.denverboyscouts.org/openrosters/DocDownload.aspx?id=153588>

All Medical forms will be turned in at check-in (see #4 below). Medical forms will be returned with your patches, upon departure, on Saturday or after Sunday Chapel services. The exception is if a participant is treated by our medical staff. A roster (see Appendix) must also be turned in listing all participants, youth and adults.

EACH BOY SCOUT TROOP IS TO PROVIDE AT LEAST ONE ADULT TO ASSIST STAFFING STATIONS. SEE REGISTRATION FORM.

Every participant is to bring **one can of soup** (no cream style) to be added to the Gateway Soup Pot. It is strongly encouraged that all units participate in the soup pot for lunch. It is here where sled design competition will be held, as well. Enjoy the great soup and hot drinks.

CHECK-IN UPON ARRIVAL (Cabin #1);

- FOR SAFETY REASONS, IT IS VERY IMPORTANT THAT EVERY UNIT CHECK IN AT HEADQUARTERS, CABIN #1, AS SOON AS POSSIBLE AFTER ARRIVAL AT THE KLONDIKE.
- Please bring your previously paid receipt.
- Be ready to pay for any additional participants, checks or exact cash is required.
- Have medical forms for ALL participants and a unit roster listing the youth and adults that are attending the event. Troops may arrive after 2:00 PM to set up camp.
- You **MUST** have previously selected a campsite. Boy Scout Troops are to proceed to their designated campsite, then send **one** adult to Headquarters (HQ) with necessary fees and paper work. Webelos are to park first and then have **one** adult come to HQ with necessary fees and paper work. Registration is at Cabin #1 and will open at 4:00 PM on Friday.

PARKING AND UNLOADING

- Due to park regulations and the volume of traffic we create, unloading and parking can be a slow process. PLEASE, follow the directions of the traffic control people and be patient! **Scout Units who are camping**, will park at your campsite and vehicles are to be parked on the right hand side of the road as you enter.
- **Webelos** and other day visitors will park on the main campground road, not in the campsite loops, on the right side as you enter. **Please CAR POOL.** Parking is limited. For safety reasons, cars are not to be moved until departure. Each vehicle is to have a Parking Pass, see enclosed form. Please make necessary copies for your drivers. Please note that the purchase of a State Park Pass is **NOT** required unless you plan to visit other locations within the park.

CAMP SET UP AND TAKE DOWN

- Troops may arrive after 2:00 PM on Friday to set up camp. Units should plan to depart by 10:30 AM Sunday.
- There are to be no tents, tarps etc. tied to any trees or structures. It is expected that all participants are to be sleeping in tents. No travel trailers or buses are to be used. If because of unique circumstances, it is required, prior arrangements must be made with the District Activities Chairperson.

FIRES AND WATER

- Wood fires are only allowed if they are in the established fire grates. No wood will be available at the campsites. Wood gathering is not permitted. Use of stoves or charcoal for cooking is strongly recommended.
- NO OPEN FLAMES IN TENTS. This includes no cooking in tents.
- ALL ASHES ARE TO BE TAKEN HOME.
- **There is no running water available, so please plan on bringing your own. Dehydration can occur just as fast in cold weather as warm weather, so be sure to bring extra water.**
- Bring what you will need for the event.
- Webelos are to bring at least 5 gallons for their group.

FIRST AID (Yurt #1)

- First Aid emergencies should be directed to the First Aid Headquarters, located at Yurt #1. The individual unit should handle all minor first aid opportunities. First Aid members will also be walking around the events on Saturday.

WEBELOS IN CAMP

- Scout Troops are encouraged to invite Webelos to the Klondike. Webelos should NOT plan to stay the night. All Webelos will need to check in at Headquarters, Cabin #1, upon arrival. Please arrive prior to 8:30 AM. Webelos' events will start at 9:30 AM, after their flag ceremony

SCHEDULE

- A schedule is included with this packet (see page 13). It is subject to change, but it is our best effort at this time.
- Updated copies will be provided when you check in at HQ.

PRIZES

- The top 3 patrols/dens for each station activity will be recognized. Please note that the scoring will be separate for the Boy Scouts and Webelos. Webelos prizes will be given out at the March Roundtable.

LATRINES

- Latrines will be provided for all campers to use.
- There will be some designated for ladies, please be courteous.

TRASH

- **ALL UNITS MUST TAKE THEIR TRASH HOME!!!**
- The trash receptacles that exist in the campsites are NOT to be used. Points will be deducted during campsite inspection. THIS INCLUDES ANY FIRE ASHES. Established fire grates should be cleaned out as well, prior to departure. Remember to leave your campsite in better condition than you found it, upon arrival.

CAMPSITES

Each Troop will be assigned a campsite, preferably when you initially registered, but you still must check in at registration prior to 8:30 AM Sat., to finalize your attendance numbers. If not done, points will be deducted for camp inspection and patches may be held until March Roundtable. This is also a critical safety issue.

PARTICIPATION RIBBONS AND PATCHES

- Any unit leaving Saturday must check in at cabin 1 to receive their patches and ribbons. Those who are camping will be given theirs after the church service on Sunday.
- Webelos event ribbons will be presented at the March Roundtable

ALL PARTICIPANTS MUST HAVE PROPER FOOT PROTECTION-

- ANY PERSON WEARING TENNIS SHOES or inappropriate foot wear should not attend and WILL BE SENT HOME

LOST AND FOUND

- Will be located at Headquarters, Cabin #1.

GATEWAY SOUP POT/LUNCH

- Will be open at 11:30 AM on Saturday. Remember to turn in your can of soup, Saturday morning at the soup kitchen.
- **ALL participants must BRING THEIR OWN CUP/BOWL AND SPOON.**

NO MOBILE HOMES OR CAMPING TRAILERS.

- Remember, you are setting the example. See above - Camp Setup

WE ARE GUESTS OF THE STATE PARK;

- A couple of items that need to be adhered to; No tying of tarps, tents, etc. to trees.
- Observe, but do not feed or harass any wildlife.
- Pick up trash regularly, which will help in the amount of trash found when the snow melts, as well as
- Keep the animals from looking for your food.
- Use the portable toilets provided. Park restrooms will be closed.
- No use of snow plows or snow blowers are to be used to clear campsites or roads.
- A VOLUNTEER UNIT IS REQUESTED to perform a community service of checking the campgrounds, on Sunday, to be sure that we have left the area clean. Please contact Klondike chairperson to volunteer.

WEBELOS CAMPING AND CROSSOVERS.

- It is understood that some Webelos may have already crossed over into a Boy Scout Troop by the time the Klondike is held. It is **highly** recommended; the Webelos den/patrol comes to the Klondike as their Webelos den/patrol, and participate in the Webelos events. Typically, Webelos have not had enough camping experience to spend the night in below freezing temperatures and hopefully below zero weather. This final decision though, will be left up to the Scout's parent(s) and the Scoutmaster of the Troop.
- The events are organized and run by the Boy Scouts on a volunteer basis. It is requested that adults do not interfere with the Scouts who are running the event. If there is a problem, it should be brought to the attention of the adult advisor at the event or the Klondike Senior Patrol Leader.

SPECIAL NOTE (additional communications):

- Updates and additional information will be distributed by the Gateway Listserv email list. If you have not subscribed, you may do so, by contacting John Beattie at; jvbeatt@q.com. Please provide name, unit type and number and a telephone number.

WEATHER AND ROAD CONDITONS

- To obtain weather and road conditions, starting Friday afternoon, please call 720-448-6313 for a recorded message. The message will be updated as conditions warrant.

MAKE ADDITIONAL COPIES

- Make necessary copies of this packet for your needs. This leader's guide will also be posted on the Gateway District Website/Activities, a link from council website.
- Also make copies of campsite inspection, schedule, driving directions, parking pass, participant roster, campground map, and registration form. ALL FORMS ARE LOCATED ON PAGES 11-17

GATEWAY FOOD DRIVE

- We would like each participant to bring extra non-perishable food item to the Klondike or the February Roundtable. The food will be donated to the Arvada Food Bank. The Arvada Food Bank serves families

within our district from 26th Ave to the South, Sheridan Blvd. on the East, 120th Ave to the North and Hwy 93 to the west.

- If bringing food to the Klondike, please take to Cabin #2 (event registration). This is separate from the can of soup for the soup pot.

PARADE OF SLEDS

- At 12:30 we will hold the parade of sleds, by the soup pot. Scout patrol and Webelos will be judged separately

BOY SCOUT SECTION

PROGRAM ACTIVITIES - BOY SCOUTS

- Saturday morning prior to the flag ceremony, patrol registration will take place, located at cabin 2, not HQ. Each patrol will be assigned a Patrol "number". Events will test your Scouting skills. Scouts should bring patrol flags and bring their great Scouting Spirit. Not all events have been finalized; so details will be provided at roundtable and through district email.
- You MUST follow the sequence you are given. If not, you will be asked to go to the correct event.
- Upon completion of each event, your Patrol Sheet will be signed, by the event advisor.
- This sheet will show in what rotation your patrol is to follow between event stations.
- Your Patrol Sheet MUST be turned in upon completion of all the events, to cabin 1 and prior to 5:00 PM Saturday. Otherwise no scores will be registered. This enables the staff to know that all patrols are accounted for-again for safety reasons.

CAMP INSPECTION

- Sometime Saturday Campsites will be inspected according to the inspection sheet enclosed (see page 11) within this packet. There will be a special prize for the top campsite, but the inspection will carry the same weight, as other events, for overall Klondike scoring.

BOY SCOUT EQUIPMENT LIST

- EACH Boy Scout is to have his own 10 essentials.
- As Patrols are participating as Patrols, the Patrol also needs to have a Patrol flag, song and yell.
- The Patrol flag must be separate from the sled.
- The Patrols will receive points for having these items throughout the various stations.

SLED RULES

- Sled must be 4'-7' in length (based upon runner length)
- Sled must 18"-36" wide, including handle bars (*modified 2007)
- Authorized Sled construction materials are wood, metal, rope and a pair of skis between 122cm and 213cm in length. No PVC.(*modified 2013)
- Due to safety of all, sled made of PVC pipe will not be allowed, due to breakage and splintering when cold.(*modified 2008)
- Sled must have only 1 pair of skis (not snow boards) as runners.
- Sled must be able to carry 1 Scout, who may be required to ride in the sled during the race.
- Sled to be designed to carry patrol gear.
- Patrol equipment will not be carried on the sled during the race (*modified 2007)
- The Scouts must pull/push the sled.

EVENTS

- Sled Race-approximately 1 mile-similar to last year
- Fire starting
- First Aid
- Orienteering/compass

- Buck Saw
- Pan cake toss
- 3 legged snow shoe race
- Mystery event

JUDGING GUIDELINES

- Guidelines for judging are established prior to the event. While time may be a factor, teamwork and the “ten essentials” are included in the scores. At various stations the Patrol members will be asked to show one of the essentials (or a Patrol flag/yell/song) that will count towards judging.
- Patrols will not be judged only on their ability to complete the task in a fast manner but also the manner in which it is completed with the Scouting ideals in mind.
- As Boy Scouts, all participants should display a positive and inclusive attitude.
- The adult leaders should also follow these guidelines.

WEBELOS SECTION

Webelos' events

- Will be in a “round robin” format.
- Each Webelos den/patrol, by one parent please, must register at Cabin 2 after check-in at Cabin 1.
- Each Webelos patrol/den will be assigned a number. This will be done prior to and after the flag ceremony, which will take place by the flags. Events are listed below. Not all events have been finalized, so details will be provided at the Dec. and Jan. Roundtables and through District Listserv email (see above).
- Webelos are to bring their patrol/den flag and all their great Webelos Spirit. We are trying to have the Webelos finish their events by 3:00PM, so you may head for home after your events are completed, if you like. Awards will be presented at the March Roundtable.
- Be sure your event sheets are turned in at HQ, Cabin #1, after you have completed all of your events.

SLED RULES

- The only rule is: Design what the Webelos like. There will be judging to decide who has the best sled, based upon the Klondike theme. Judging will be done during lunch, around 12:30. There are some limitations. (*modified 2008)
- Sled must be 4’-7’ in length (based upon runner length)
- Sled must 18”-36” wide, including handle bars (*modified 2007)
- Authorized Sled construction materials are wood, metal, rope and a pair of skis between 122cm and 213cm in length. No PVC. (modified 2013)
- Due to safety for all, sled made of PVC pipe will not be allowed, due to breakage and splintering when cold.(*modified 2008)

EQUIPMENT CHECKLIST

- a. Water bottle or canteen, and bring extra water for your group (5 gal).
- b. Cup or bowl and spoon for soup.
- c. Sack lunch to supplement soup.
- d. Remember that everyone will be outside all day-no opportunity to run into the house to get warm.
- e. Dress in layers.
- f. Bring extra socks (miss-matched etc.) Wool blend are the best-not cotton.
- g. ALL participants must have proper cold weather footwear. **NO** tennis shoes.
- h. Extra gloves - mittens are the best.
- i. Encourage your Scouts not to roll around in the snow thereby getting wet. If Scouts get covered in snow, brush off immediately.
- j. First Aid facilities located in Yurt #1. See map.

- k. Have Webelos use “buddy system” to check each other for being cold, wet and the drinking of plenty of water. This does include parents as well.
- l. Wear outer garments like snow pants to stay dry.
- m. The 10 Essentials-see below, for each den/patrol-not by individual.
- n. There will be a warming tent to get warm and hot drinks will be available. You must have your own cup.
- o. Have a FUN and SAFE day.

EVENTS

- Sled race
- Broom hockey
- Fire starting
- Tubbing Hill-tubes and helmets will be provided. No need to bring your own personal snow sled.
- Eskimo Ski race
- First Aid
- There will be sled design judging, based upon the Klondike theme. Judging will be done at 12:30 by the soup pot. The Parade of Sleds!

The 10 Essentials for Camping:

- As a Webelos Den/Patrol these are to be shared, among members.
- Each member does not need to carry all of these items.
 1. Pocket Knife (to be carried by an adult)
 2. First Aid kit
 3. Extra Clothing
 4. Rain Gear
 5. Water Bottle
 6. Flashlight
 7. Trail Food
 8. Matches and Fire starters(to be carried by an adult)
 9. Sun Protection
 10. Map and Compass

JUDGING GUIDELINES

- Guidelines for judging are established prior to the event. While time may be a factor, teamwork and the “ten essentials” are included in the scores. At various stations the Patrol members will be asked to show one of the essentials (or a den/patrol flag, yell or song) that will count towards judging.
- Patrols will not be judged only on their ability to complete the task in a fast manner but also the manner in which it is completed with the Scouting ideals in mind. As Webelos, all participants should display a positive and inclusive attitude. The adult leaders should also follow these guidelines.

DEPARTURE

- Webelos are to pick-up their patches and ribbon and medical forms at Headquarters, Cabin 1, prior to leaving on Saturday.
 - Be sure to turn in your event sheets.
- All Packs/Dens need to check out to ensure the staff is aware that you have left.

VENTURE SCOUT SECTION

- We would like to have Venture Scouts attend this Klondike and join in on the fun.
- We have heard that you want some more outdoor activities.
- You can come up just for the day on Saturday or camp. It is up to you and your crew.

Venture Activities

- At this time we have 2 events that we believe you would like to participate in;

- Snow show trek
- Snow volley ball
- These activities are not judged like the Boy Scouts and Webelos-JUST HAVE FUN!
- You need to register like everyone else (Scouts), based upon whether you are camping or not. We hope to see you at the Klondike
- We would like to know what other activities you would like to have.

WINTER CAMPING EQUIPMENT GUIDELINES

These guidelines are to allow you to start to collect the necessary equipment you will need for winter camping. Please follow the list carefully and you will experience little discomfort regardless of the temperature. Most of the items listed can be bought at garage sales, flea markets, surplus stores, second hand stores, etc. Plan now and start looking for the items you need. Items listed with a (W) are also for Webelos.

FEET (W)

- ___ SOCKS - 2-4 pair, liners or polyester socks
- ___ 4-5 pair wool or wool blend (should be at least 65% wool)

SHOES (W)

- ___ Boots with removable liners "Sorel" or "Caribou" type boots if you already have them.
- ___ 2nd pair winter or hiking shoes

UNDERWEAR (W)

- ___ 2 changes underwear & t-shirts
- ___ 1-2 pair long johns (polyester or poly- blend-try to stay away from cotton
- ___ (optional) pantyhose - provides an excellent 1st layer in insulation.

SLEEP WEAR

- ___ 1 pair jogging suit, warm PJ's or long underwear.
- ___ stocking cap
- ___ wool socks

PERSONAL GEAR

- ___ compass
- ___ pocket knife with tot'n chip
- ___ nylon cord or rope
- ___ flash light with extra batteries
- ___ Sun screen/sun glasses/chap stick (W)
- ___ WATER BOTTLE (W)
- ___ CUP (W)

SHIRTS & TROUSERS (W)

- ___ 2 warm, long sleeved, wool is best- flannel is 2nd
- ___ 1 wool or warm sweater
- ___ 2 pair pants wool or snow pants.
- ___ 1 pair suspenders (pants loose around waist)

OUTER WEAR (W)

- ___ Coat - should be warm, wind and water resistant, should be insulated with manmade material.
- ___ Rain suit or Poncho
- ___ Wind suit (optional)
- ___ 2-3 stocking hats - one for sleeping in at night.

Gloves


- ___ - 2-3 pair mittens are best-use glove liners. DO NOT BRING THE WHITE OR BROWN GARDEN GLOVES, EXCEPT IF YOU INTEND TO USE THEM FOR ONLY AN EMERGENCY.

TOILET KIT

- ___ Toothbrush and toothpaste
- ___ soap, washcloth, towel
- ___ foot powder, comb
- ___ partial roll of toilet paper in zip lock bag.

CAMPING GEAR

- ___ tent
- ___ closed cell ground pad
- ___ sleeping bag
- ___ sleeping bag liner (optional) for more warmth
- ___ 1-2 ground cloths
- ___ small pillow (optional)
- ___ Plate or bowl and eating utensils (spoon)



Gateway District

TROOP CAMPSITE INSPECTION

Troop #----- Campsite #-----

	Max points	Score
Scout Spirit		-----
Sign or Gateway that identifies troop	5	
American and Troop flag properly displayed	5	-----
Patrol Method		-----
Duty Roster/menu displayed	5	-----
District Activity Schedule displayed	5	-----
Personal gear properly stowed	5	-----
Tarps folded under tents	5	-----
flags on tent ropes	5	
Health and Safety (Patrol boxes will be opened!)		-----
First Aid kit prominently displayed for emergency use	10	-----
Fire extinguisher or fire buckets easily available	10	-----
Dishes/cooking utensils clean/properly stored	10	-----
Sump Bucket used and properly disposed of	5	-----
Metal can for fire ashes (to be taken home and fire pit is clean)	5	-----
Propane tanks turned off	5	-----
Food properly stored	5	-----
Campsite clean	10	
SUB TOTAL (max 100 points)		-----
Deductions		
Campfire not safely attended or completely out	-25	-----
Excuses for above	-5	-----
Items tied to trees (Leave no trace issue!) (Except "bear bags")	-5	-----
Total: (Leave score sheet with Unit)		-----
Comments:		

GATEWAY DISTRICT 2017 KLONDIKE SCHEDULE

Friday

- 2:00 - 9:00 PM Arrive at Reverends Ridge Campground
Check-in at Cabin 1 - set-up camp
- 9:00 PM Staff Meeting
- 9:30 PM Scoutmasters and SPL meeting-Warming Tent
- 10:00 PM Lights out-Quiet time

Saturday

- 7:00 AM Begin day, prepare breakfast
Prepare for inspection
 - 7:30 AM Late Check-in Registration for Scout Troops-**Cabin 1**
Event Registration -**Cabin2**
 - 8:00 AM Check-in Registration for Webelos begins-**Cabin 1**
Event Registration -**Cabin 2**
 - 8:45 AM Boy Scout Flag Ceremony-Parking Area (Campground Office)
 - 9:00 AM Venues for Boy Scouts Open-they will NOT open early
 - 9:15 AM Webelos Flag ceremony-Parking Area (Campground Office)
 - 9:30 AM Events for Webelos Begin-they will NOT open early
Snow shoe trek begins (meet at Campground office)
-
- 11:30 AM Gateway Soup Pot opens
 - 11:30-1:00 Lunch for all-venues closed
 - 12:30 Parade of the sleds-sled judging
-

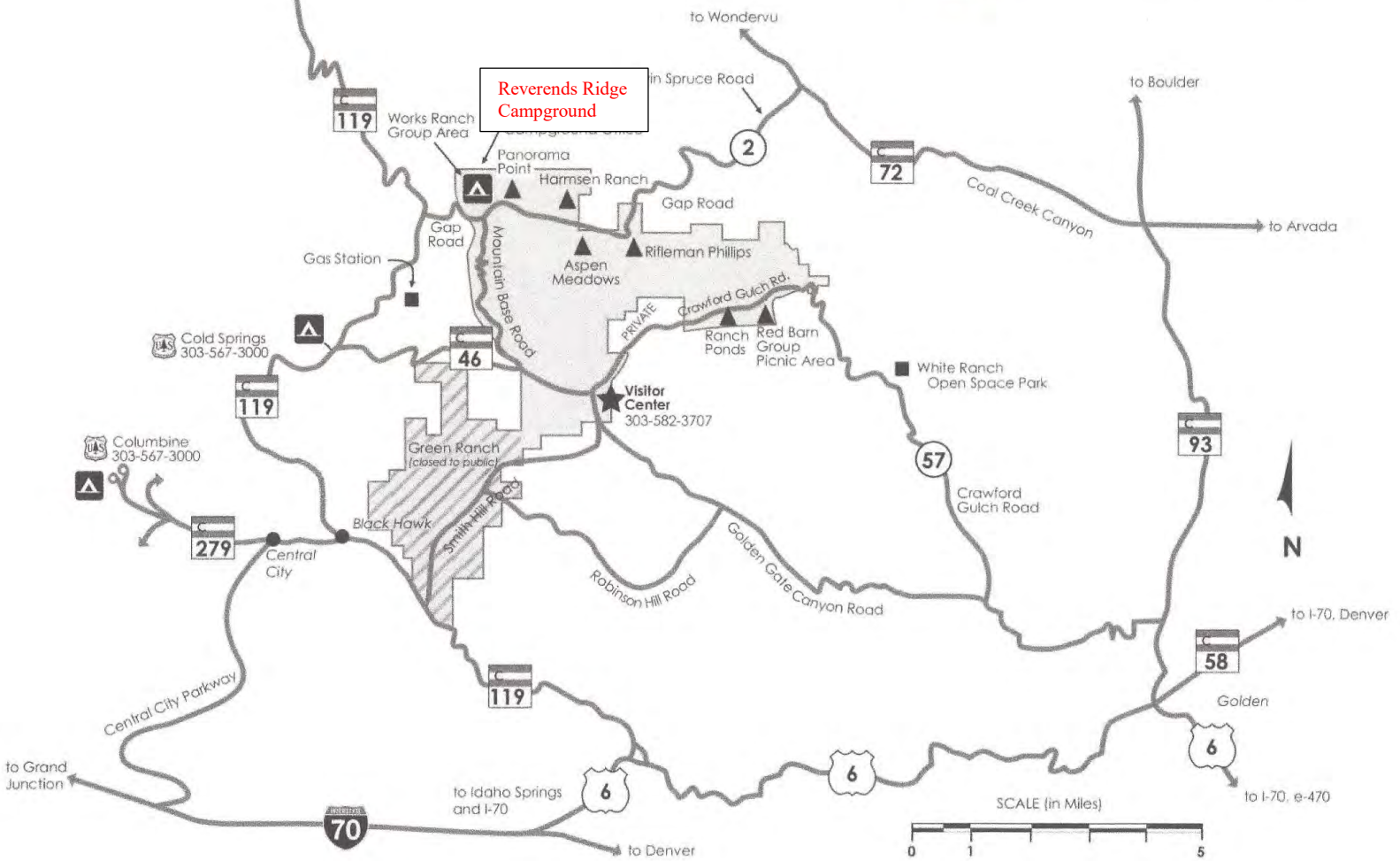
- 1:00-4:00 PM Events continue
- 3:00 PM Webelos stations close (if all are completed)-tubing Open for Boy Scouts
- 4:00 PM All venues close-be sure all patrols have completed
- 4:30-7:00 PM Dinner
- 7:00-10:00 PM Troop activity
- 10:00 PM Lights out

Sunday

- 7:00 AM Begin day, prepare breakfast
Clean camp
 - 9:00 Chapel Service-followed by
Boy Scout awards/recognition (amphitheater)
 - 10:30 Check out of Campsite
- NOTE:** EVENT REGISTRATION WILL BE AT CABIN 2.
WEBELOS AWARDS WILL BE PRESENTED AT MARCH Roundtable



GOLDEN GATE CANYON STATE PARK



SUGGESTED ROUTES:
HWY 6 to 119 to Gap Road
HWY 93 to Golden Gate Canyon Rd. to HWY 119
NOTE: Mountain Base Rd is closed in the winter
HWY 93 to HWY 72 to RD 2.
NOTE: Not recommended if pulling trailer and road is snow packed.
GPS Coordinates: N 39.87113 W 105.44647
Map Link: <http://mapq.st/2fdzX5S>

PARKING PASS #1

DISPLAY ON DASHBOARD

GATEWAY - FRONTIER DISTRICT

GOLDEN GATE CANYON STATE PARK

FOR REVERENDS'S RIDGE CAMPGROUND ONLY

UNIT # _____

DRIVER'S NAME _____

CELL PHONE # _____

THIS PASS CANNOT BE USED IN ANY OTHER PART OF THE PARK, AND IS ONLY VALID FOR FEB 3-4, 2017

PARKING PASS #2

DISPLAY ON DASHBOARD

GATEWAY - FRONTIER DISTRICT

GOLDEN GATE CANYON STATE PARK

FOR REVERENDS'S RIDGE CAMPGROUND ONLY

UNIT # _____

DRIVER'S NAME _____

CELL PHONE # _____

THIS PASS CANNOT BE USED IN ANY OTHER PART OF THE PARK, AND IS ONLY VALID FOR FEB 3-4, 2017

PARKING PASS #3

DISPLAY ON DASHBOARD

GATEWAY - FRONTIER DISTRICT

GOLDEN GATE CANYON STATE PARK

FOR REVERENDS'S RIDGE CAMPGROUND ONLY

UNIT # _____

DRIVER'S NAME _____

CELL PHONE # _____

THIS PASS CANNOT BE USED IN ANY OTHER PART OF THE PARK, AND IS ONLY VALID FOR FEB 3-5, 2017

ROSTER 2017 GATEWAY – FRONTIER KLONDIKE

TROOP#	PACK#
YOUTH	ADULTS
1.	1.
2.	2
3	3.
4.	4.
5.	5.
6.	6.
7.	7.
8.	8.
9.	9.
10.	10.
11.	11.
12.	12.
13.	13.
14.	14.
15.	15.
16.	16.
17.	17.
18.	18.
19.	19.
20.	20.

CAMPGROUND MAP

C O L O R A D O P A R K S & W I L D L I F E

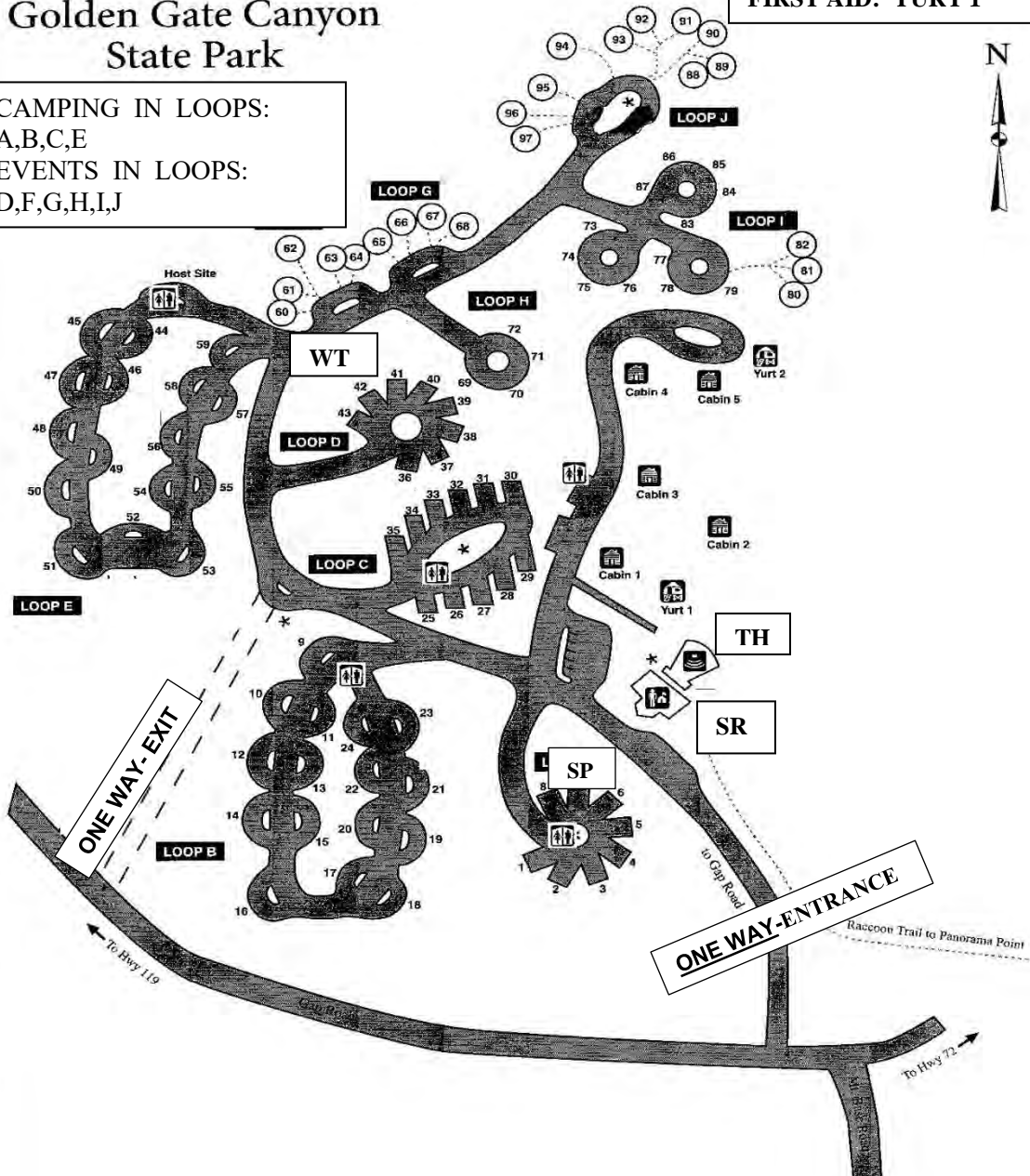


Golden Gate Canyon State Park

Reverend's Ridge Campground

CHECK-IN: CABIN 1 (HQ)
 EVENT REGISTRATION: CABIN 2
 FIRST AID: YURT 1

CAMPING IN LOOPS:
 A,B,C,E
 EVENTS IN LOOPS:
 D,F,G,H,I,J



SP=Great Gateway Soup Pot
 SR=Boy Scout Sled Race
 TH=Webelos Tubing Hill
 WT=Warming Tent

BATHROOMS:
 Loop A-1 regular
 Loop B-3 regular
 Loop C-2 regular
 Loop E-4 regular
 Across from Cabin 3-1 regular, 1 handicap

GATEWAY – FRONTIER DISTRICT REGISTRATION 2017 KLONDIKE

Register on-line at this link:

<http://www.gatewaybsa.com/event/2017-gateway-klondike-derby/2030484>

TROOP # _____ PACK # _____

Troops and Packs are to be registered separately

Webelos should register as one group, as a Pack, even though they have separate patrols/dens.

UNIT CONTACT:

NAME: _____ TEL # _____

EMAIL: _____

Total # adults _____ X \$15.00 _____

Total # youth _____ X \$15.00 _____

Saturday Day Visitors-NOT camping-this includes Webelos

Total # adults _____ X \$13.00 _____

Total # youth _____ X \$13.00 _____

Total Fees Due= _____

Name and tel. # of adult volunteer(s) MINIMUM 1 PER **Boy Scout TROOP** to help staff an event, if needed. Late fee is \$20.00 per participant upon arrival, if unit had not registered previously. Preregister at Dec. and Jan. Roundtables, on-line or at Scout Service Center.

Do **NOT** submit medical forms when registering.

Turn in all medical forms when your unit checks in at **Klondike HQ, Cabin #1.**

ALL participants must have a medical form.

Turn in roster of attendees when checking in at **HQ.**